

# 2014 Suzuki Swift RS-DJE




**Purchase Price** **\$8,999**

Includes GST  
Excludes on-road costs of \$495


Indicative repayments

**\$70.89 per week\***

Based on a 36 month term & 10% deposit.  
Total repayments (156) = \$12,008.45



Gain peace of mind with Mechanical Breakdown Insurance. **Ask us how.**



an ASSURANT company

**Top features**

- » ABS Braking
- » Air Conditioning
- » Central Locking
- » Central Locking
- » Clock
- » Dual Air Bags
- » Electric Mirrors
- » Power Steering
- » Timing Chain

Body Style  
**5 door, Hatchback**

Odometer  
**93,000 km**

Engine  
**1200 cc**

Fuel Type  
**Petrol**


Transmission  
**Automatic, Front Wheel**

Wheels  
**16", Factory Alloys**

VIN  
-

Interior  
**Black, Cloth**

Safety



Based on 2023 UCSR rating for 11-17 models

Reg No.  
-

Ext Colour  
**White**


History  
**Ex-Overseas**

Seats  
**5 seats, Fabric**

CO2 Emissions  
**★ ★ ★ ★ ☆**  
**110 grams/km**

Energy Economy  
**★ ★ ★ ☆ ☆ ☆**  
**Annual fuel cost of \$1,840**  
**4.7L per 100km**

Cost per year is an estimate based on petrol price of \$2.80 per litre and an average distance of 14000 km. Emissions and Energy Economy figures standardised to 3P WLTP.



Scan this QR code for more info  
**Stock ID: 5765**



Quay Cars | Phone 03 539 0053 | Email ryan@quaycars.co.nz  
9 Salisbury Road, Richmond, Richmond 7020, New Zealand  
www.quaycars.co.nz

\* Quay Cars is not a lender nor a financial adviser. Any amounts displayed should not be seen as an offer of finance or taken as financial advice. The interest rate, fees and loan term used in this calculation may not actually represent those available from lenders. Actual interest rates, fees and loan terms will vary per lender and are typically based on an assessment of your credit risk and responsible lending criteria. Any repayment amounts displayed are indicative only and have been calculated using several other indicative inputs. The interest rate used in this calculation is an arbitrary 13.95%, however exact interest rates vary per lender. The term of the loan used in this calculation is 36 months. Exact terms available vary per lender although options typically include 6, 12, 18, 24, 36, 48 and 60 months. This calculation also includes a typical mandatory fee charged by lenders. This is a one-off establishment fee of \$450.00. Typically, this fee can be paid upfront or, as in this calculation, be capitalised over the contract term, ie. included in the loan amount. This fee can vary per lender and other non-mandatory fees and charges may also apply. The total amount of repayments has been calculated by multiplying 156 weekly repayments (based on a 36 month term) by the weekly repayment amount of \$70.89 which equals \$12,008.45. This calculator does not consider any of your own personal circumstances and we strongly suggest you seek budgeting advice prior to committing to any loan contract. Responsible lending criteria and lender terms and conditions will likely apply to any finalised loan contract. Proof of security and/or vehicle insurance may also be required before proceeding.